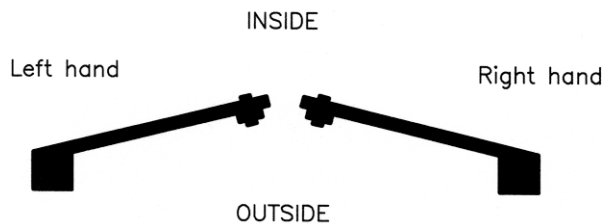


# ePassIV

## OUTSIDE TEMPLATE

Template for outside of right hand door.



If the hinge is on the left side of the door, then the door is left handed.  
If the hinge is on the right side of the door, then the door is right handed.

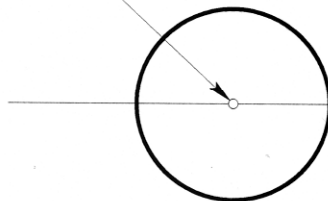
1st

BORE 1-3/4 OR 2-1/8  
face hole at correct  
backset

2nd

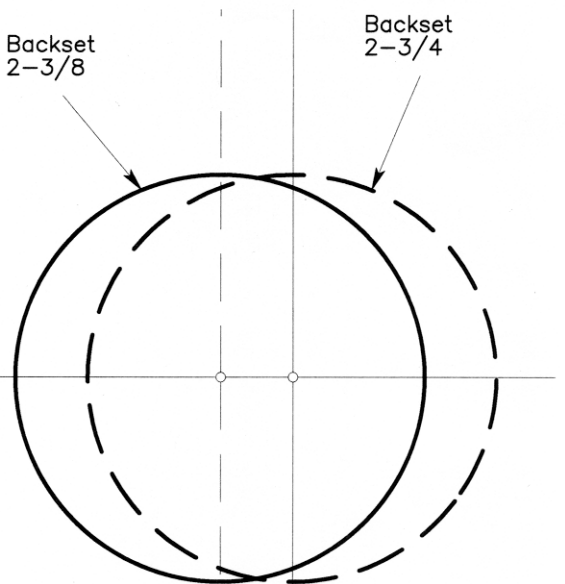
BORE 1" diameter hole in  
center of door edge 3-1/2"  
deep minimum.

Center for 1-3/4" door



Backset  
2-3/8

Backset  
2-3/4



(BACKSET)

Distance from edge of  
door to center of trim